

因為輕，所以

載得更多

飛得更高

耗能更少

跑得更快

排放更低

2014

2015 3 17





2014



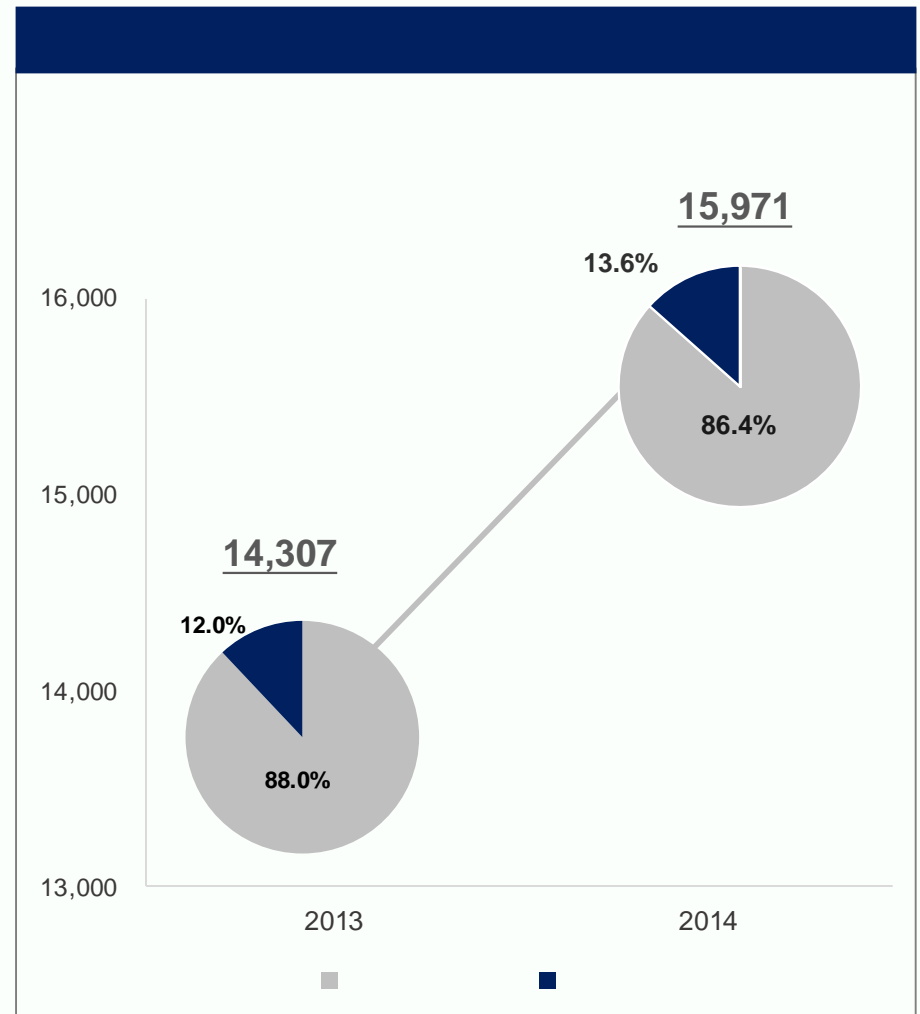



2014

28.0%

12 31 ()	2012	2013	2014	2013-2014 (%)
	13,497	14,307	15,971	+11.6
	3,260	3,841	4,467	+16.3
	2,342	2,555	2,970	+16.2
	1,807	2,127	2,477	+16.5
()	5,406	5,406	7,069	+30.8
()	0.33	0.39	0.36	-7.7
()		0.10	0.13	+30.0

%	2012	2013	2014	2013-2014 ()
	24.2	26.8	28.0	+1.2
(EBITDA Margin)	23.5	25.3	25.4	+0.1
	13.4	14.9	15.5	+0.6









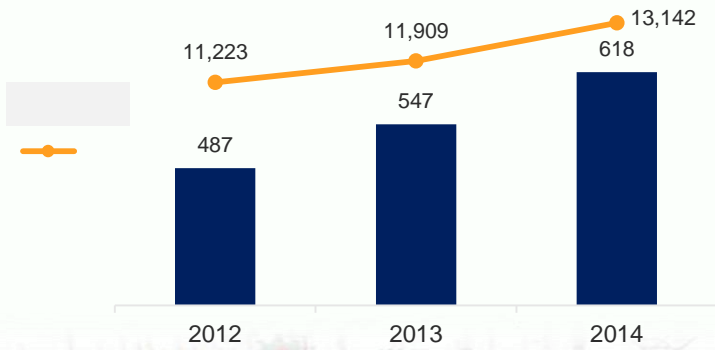
()	2013 12 31	2014 12 31
	40,353	53,769
4	10,886	11,231
	19,639	24,329
()	3.63	3.44
(%) ⁵	51.3%	54.8%







75MN 93
21 (4 125MN)
100

(



2014

()	~17.3
	~6.3
()	27,266 /
()	15,463 /
	~36.3%





--	--	--


2015

	2015	2016
--	------	------


4500mm 1+1+3

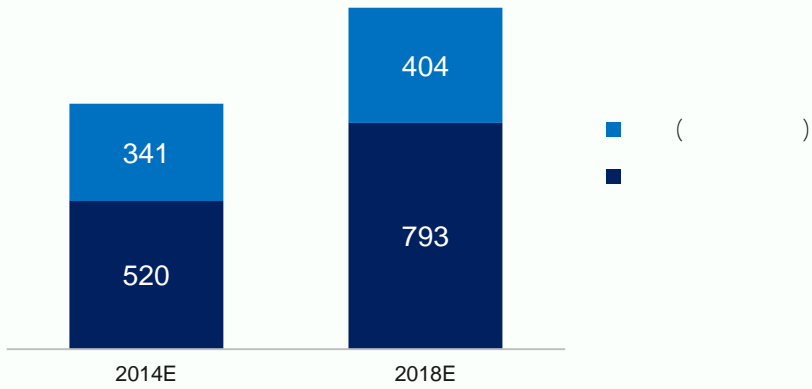
2650mm 1+5

--	--	--




	2014		5.1	3.2%
研發投入	2014 12 31		885	
	9.0%			
	2014	20	8	7
研發成果			6	2






15E-20E CAGR	

繼續推進鋁壓延材項目



繼續優化產能及擴充計劃





www.zhongwang.com

corpcomm@zhongwang.com